

# SPECIFICATION FOR APPROVAL

CUSTOMER : \_\_\_\_\_

PRODUCT TYPE : SMD LVPECL CXO 3.2\*2.5

NOMINAL FREQ. : 156.25MHz

TXC P/N : DBA5600001

REVISION : A1

CUSTOMER P/N : \_\_\_\_\_

PM / SALES : \_\_\_\_\_

DATE : \_\_\_\_\_

CUSTOMER CONFIRMATION : \_\_\_\_\_  
(Singnature)

\_\_\_\_\_ (Date)

- (1) TXC requires one copy returned with signature and title of authorized individual that signifies acceptance of the attached specifications.
- (2) Orders received and accepted by TXC after return of signed copy of specification will be produced per these specifications.
- (3) Any changes to these specifications must be agreed upon by both parties and new revision of the Product Specification Sheet will be issued.
- (4) Any issuance of purchase order prior to consigning back the Approval page of "Specification Sheets" from customers will be regarded as the agreement on the contents of these specifications.

**MSL:Level 1**  
**RoHS Compliant**

(for glass crystal only : Pb used in sealing glass material is exempt from EU directive)




# SPECIFICATION FOR APPROVAL

PRODUCT TYPE : SMD LVPECL CXO 3.2\*2.5

NOMINAL FREQ. : 156.25MHz

TXC P/N : DBA5600001

REVISION : A1

PE/RD	QA	ME
 Oscar Chen	 Huiyao Huang	 Leye Tang
2017/1/17	2017/1/17	2017/1/17

**NOTE:**

- (1) The green product standard set by TXC is based upon the international standards. Related information is publicly described on the TXC's Website, and updated regularly. The document is compliant with the latest green product quality system directives at the time.
- (2) Revision "Sx" is for engineering samples only. PE/RD's approval required.
- (3) Revision "Ax" is production ready. PE, QA and MFG's approval required.

**MSL:Level 1**  
**RoHS Compliant**

(for glass crystal only : Pb used in sealing glass material is exempt from EU directive)



**ELECTRICAL SPECIFICATIONS**

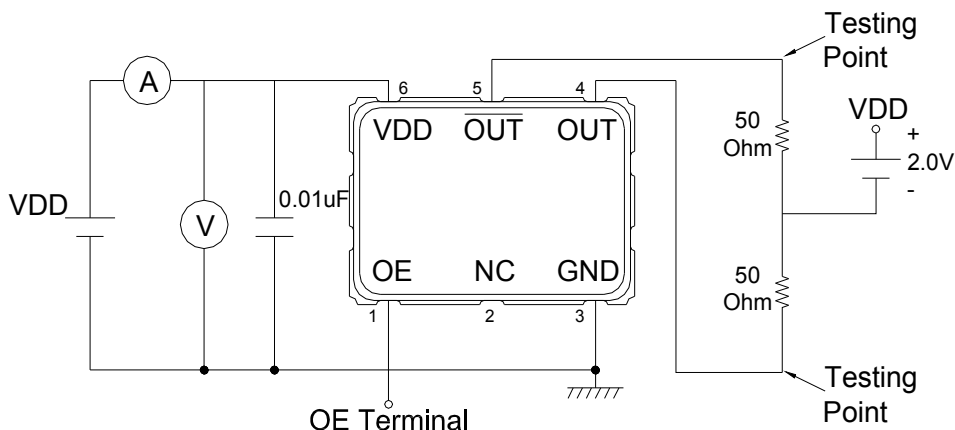
Item	Parameters	Condition	Electrical Specifications			
			MIN	TYP	MAX	UNITS
1	Nominal Frequency (Fo)		156.250000			MHz
2	Oscillation Mode		3rd Overtone			
3	Operating Temperature		-40	-	85	°C
4	Storage Temperature		-55	-	125	°C
5	Frequency Stability	Note 1	-25	-	25	PPM
6	Supply Voltage		2.97	3.3	3.63	V
7	Current Consumption	RL=50Ω to VDD-2V	-	-	80	mA
8	Standby Function	Internal Pull Up	YES			
9	Current Consumption(Standby)	OE=Low	-	-	10	uA
10	Output Type		LVPECL			
11	Output Load		50			Ω
12	Output Voltage High		VDD-1.025	-	VDD-0.88	V
13	Output Voltage Low		VDD-1.81	-	VDD-1.62	V
14	Rise Time	20% ~ 80% Output Swing	-	-	0.5	nS
15	Fall Time	80% ~ 20% Output Swing	-	-	0.5	nS
16	Symmetry		45	50	55	%
17	Start-up Time	To 90% of Final Amplitude	-	-	10	mS
18	Enable Voltage High (Logic 1)	Note 2	0.7VDD	-	-	V
19	Enable Voltage Low (Logic 0)	Note 2	-	-	0.3VDD	V
20	Output Enable Delay Time		-	-	2	mS
21	Output Disable Delay Time		-	-	200	nS
22	Phase Jitter	12K ~ 20MHz	-	-	0.3	pS rms
23	Input voltage range	Differential peak-to-peak	600	1400	2000	mV

Note 1 Inclusive of frequency tolerance at 25degC, variation over temperature, supply voltage variation, aging and vibration.

Note 2 Output will be enable if OE is Logic 1 or open ; Output will be disable if OE is Logic 0.

Note 3 The standard testing environment except temperature test is 25±5degC, 40%~70% relative humidity.

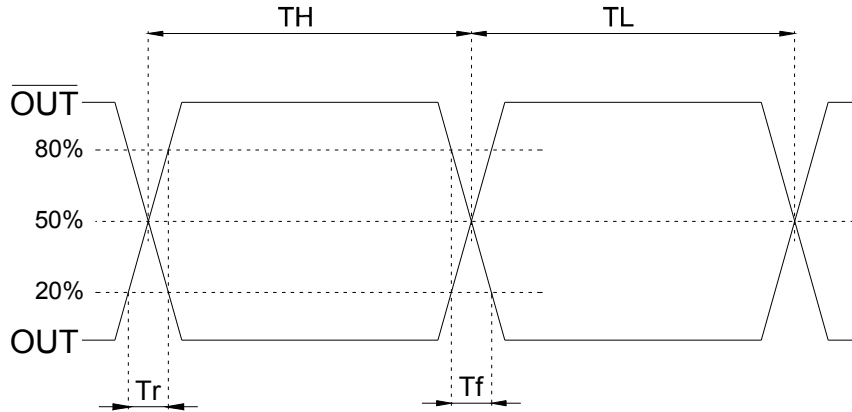
**TESTING CIRCUIT**



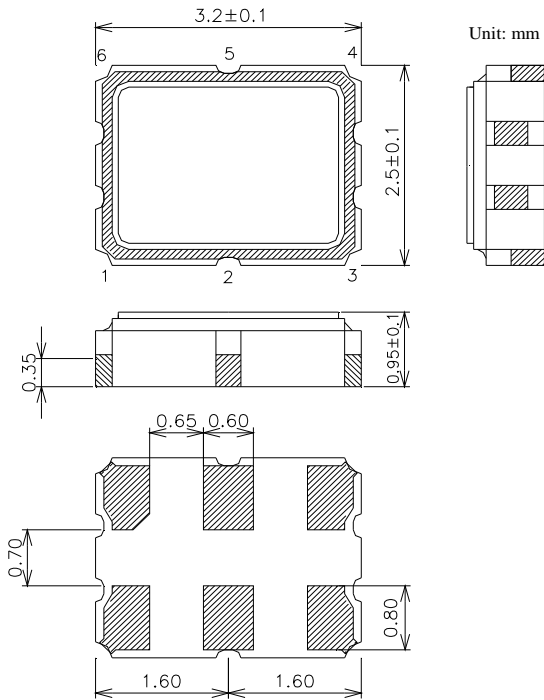
Testing Circuit Note:

- 1) Above testing circuits cover all the specifications except temperature test & Jitter measurement.
- 2) All the testing equipments are 50Ohm terminal.
- 3) OE terminal is open connection except OE function test.

**WAVEFORM CONDITONS**



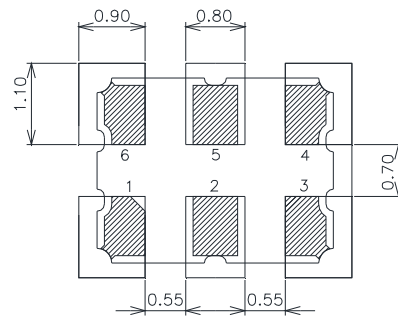
**DIMENSIONS**



**Pin Function:**

- 1. OE
- 2. NC
- 3. GND
- 4. OUT
- 5.  $\overline{\text{OUT}}$
- 6. VDD

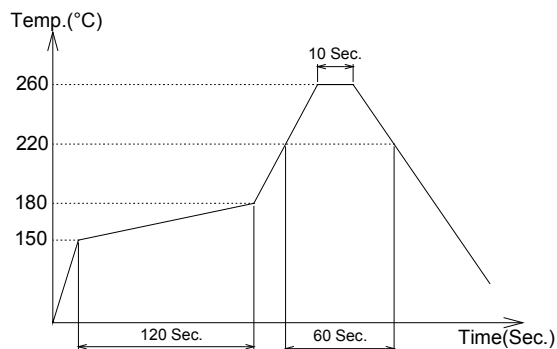
**Land Pattern:**



※ Pad dimension tolerance  $\pm 0.2$  mm

※ Power Supply Decoupling Capacitor is Required.

**SUGGESTED REFLOW PROFILE**

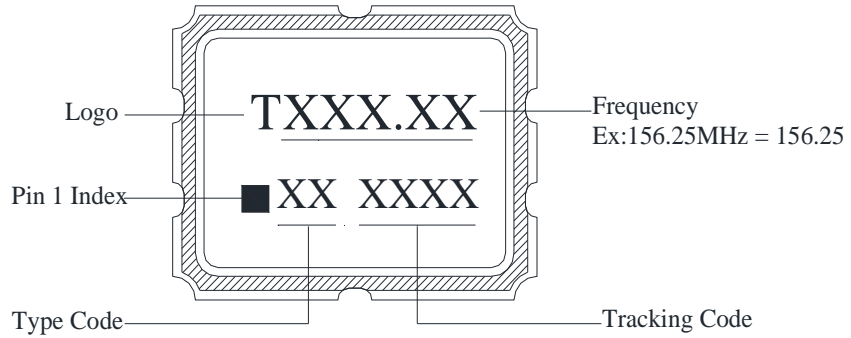


Note 1: Period while temperature exceeds the solder melting point : 220C should be less than 200 sec.

Note 2: Period while temperature stays at the top melting point : 260C should be less than 30 sec.

Note 3: Reflow Temperature at 217°C can be 60~150 sec Max.

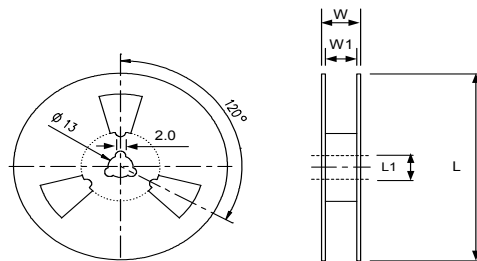
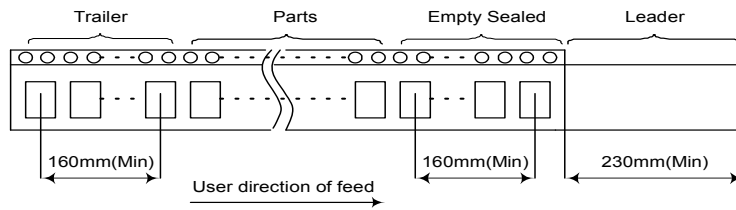
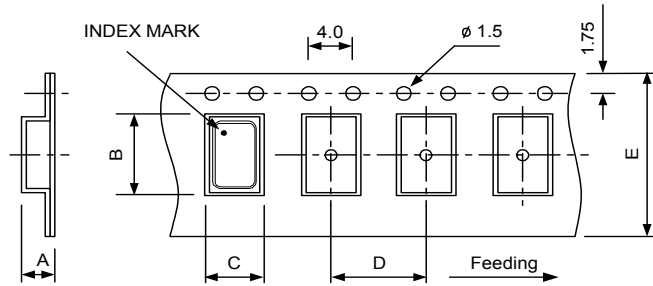
**MARKING**



**TYPE CODE**

Oscillation mode	Fundamental	3rd Overtone
Code	DA	DB

**PACKING : (EIA-481-2)**



Unit: mm

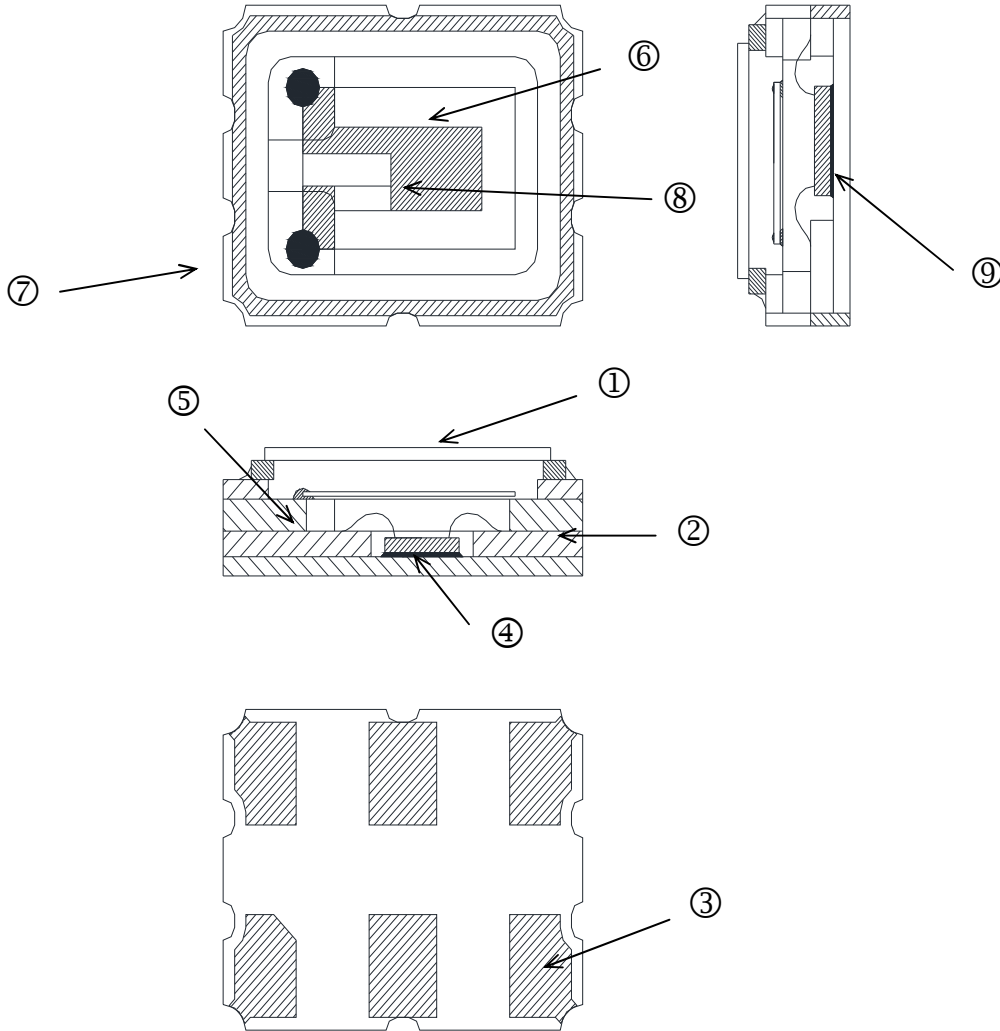
DIMENSIONS (mm)	A	B	C	D	E	L	L1	W	W1	Standard Reel Quantity is 3,000 pcs per reel
	1.40	3.40	2.70	4.00	8.0	178.0	13.0	11.5	8.0	

**WEIGHT**

0.0217 g / piece(TYP), 65 ± 2 g / 3 kpcs (regardless of tape weight)

**■ STRUCTURE ILLUSTRATION**

Crystal Enclosure Seal: Seam Welding  
 Crystal Enclosure Medium: Nitrogen



No.	COMPONENTS	MATERIALS	FINISH/SPECIFICATIONS
1	Lid	Kovar(Fe-Ni-Co)	-
2	Base(Package)	Ceramic (Al <sub>2</sub> O <sub>3</sub> )	-
3	Pad	Au	Tungsten Metalize + Ni Plating + Au Plating
4	IC Chip	Si	-
5	Bonding Wire	Au	-
6	Crystal Blank	SiO <sub>2</sub>	-
7	Conductive Adhesive	Ag	Silicon Resin
8	Electrode	Au + Cr	-
9	Conductive Adhesive	Ag	Epoxy Resin

